



GRAND RIVER | SOLUTIONS

# Introduction to Fair, Thorough, and Trauma Informed Sexual Violence Investigations

Jody Shipper, J.D.  
July 2021



## Vision

We exist to help create safe and equitable work and educational environments.



## Mission

Bring systemic change to how school districts and institutions of higher education address their Clery Act & Title IX obligations.



## Core Values

- ❖ Responsive Partnership
- ❖ Innovation
- ❖ Accountability
- ❖ Transformation
- ❖ Integrity

# Today's Agenda

01

Title IX's Requirements

---

02

The Proper Application of Trauma Informed Practices

---

03

Developing an Investigative Strategy

---

04


Investigative Interviews

---

05

The Investigative Report and Record

---





# Title IX's Requirements

01

GRAND RIVER SOLUTIONS



# Procedural Requirements for Investigations



Notice TO BOTH PARTIES



Equal opportunity to present evidence



An advisor of choice



Written notification of meetings, etc., and sufficient time to prepare



Opportunity to review ALL evidence, and 10 days to submit a written response to the evidence prior to completion of the report



Report summarizing relevant evidence and 10 day review of report prior to hearing



GRAND RIVER SOLUTIONS

# Notice Requirements

Notice of the allegations, including sufficient details known at the time and with sufficient time to prepare a response before any initial interview. Sufficient details include:

the identities of the parties involved in the incident, if known,


the conduct allegedly constituting sexual harassment under § 106.30,

and the date and location of the alleged incident, if known.

The written notice must include a statement that the respondent is presumed not responsible for the alleged conduct and that a determination regarding responsibility is made at the conclusion of the grievance process.

The written notice must inform the parties that they may have an advisor of their choice, who may be, but is not required to be, an attorney, under paragraph (b)(5)(iv) of this section, and may inspect and review evidence under paragraph (b)(5)(vi) of this section.

The written notice must inform the parties of any provision in the recipient's code of conduct that prohibits knowingly making false statements or knowingly submitting false information during the grievance process



# Advisor of Choice During the Investigation

---

The advisor can be anyone, including an attorney or a witness.

---

Institutions cannot place restrictions on who can serve.

---

Institutions can create rules and guidelines for participation in the investigation

---

No specific training required.



# Written Notification of Meetings and Sufficient Time to Prepare

GRAND RIVER SOLUTIONS



# Equal Opportunity to Present Evidence


GRAND RIVER SOLUTIONS

# Evidence Review

---

Parties must have equal opportunity to inspect and review evidence obtained as part of the investigation that is directly related to the allegations raised in a formal complaint


10 days to provide a written response



# Investigative Report and Review

After reviewing and considering the comments on the evidence, the investigator will generate a report that summarizes the relevant evidence.

That report will be shared with the parties and they will have 10 more days to comment.





—

“Directly  
Related” and  
“Relevant  
Evidence”

---

GRAND RIVER SOLUTIONS

# Directly Related Evidence

Regulations do not define “Directly Related” Evidence

Preamble states it should be interpreted using its plain and ordinary meaning.

Term is broader than:

- “all relevant evidence” as otherwise used in Title IX regulations, and
- “any information that will be used during informal and formal disciplinary meetings and hearings” as used in Clery Act

Includes evidence upon which the school does not intend to rely in reaching a determination regarding responsibility and inculpatory or exculpatory evidence whether obtained from a party or other source.

# Evidence That is Not “Relevant”

“Questions and evidence about the complainant’s sexual predisposition or prior sexual behavior are not relevant,

- unless such questions and evidence about the complainant’s prior sexual behavior are offered to prove that someone other than the respondent committed the conduct alleged by the complainant, or
- if the questions and evidence concern specific incidents of the complainant’s prior sexual behavior with respect to the respondent and are offered to prove consent.”

“require, allow, rely upon, or otherwise use questions or evidence that constitute, or seek disclosure of, information protected under a legally recognized privilege, unless the person holding such privilege has waived the privilege.”

Physical and mental health records and attorney-client privileged communications would fit within scope of this prohibition



# The Proper Application of Trauma Informed Practices

02

GRAND RIVER SOLUTIONS

Trauma informed practices provide tools/techniques for interviewing and engaging with the Complainant, Respondent, and Witnesses.



Format/Structure of the Interview

Format of Questions



Approach to Clarification



# Trauma Informed Practices are Designed to:

01

Encourage thorough and complete investigations

02

Assist with recollection

03

Assist with recounting

04

Reduce potential for false information

05

Minimize unnecessary re-traumatization

06

Reduce bias

# Misapplication of Trauma Informed Practices

**It is a misapplication  
of trauma informed  
principles to allow  
potential evidence of  
trauma to:**

1. Influence the interpretation of a specific item of evidence;
2. Substitute for missing evidence;
3. To serve as a justification for not doing a full and thorough investigation;
4. Cause a biased belief in the veracity of one or more party.

# Trauma

**An event that is experienced as terrifying, horrifying, or threatening and that is coupled with an actual or perceived lack of control.**

# Examples of Events that Might Trigger a Traumatic Response

---

Sexual Assault

Physical Assault  
by a Stranger

Physical Assault  
by an Intimate  
Partner


A Car Accident

Accident that  
causes Serious  
Injury or Death

Robbery

Medical Event

Disaster



When trauma occurs, there are very real changes in brain function that may affect a person's ability to make memory and to recount their experience.

## Common Characteristics of Disclosures by a Trauma Brain

---

---

Inconsistent

---

Non-linear

---

Fragmented

---

Lack of detail

---

New information

---

Affect is unexpected





Historically, the seemingly inconsistent behaviors that frequently accompany disclosures of sexual assault and interpersonal violence resulted in the belief that the victim was being dishonest.


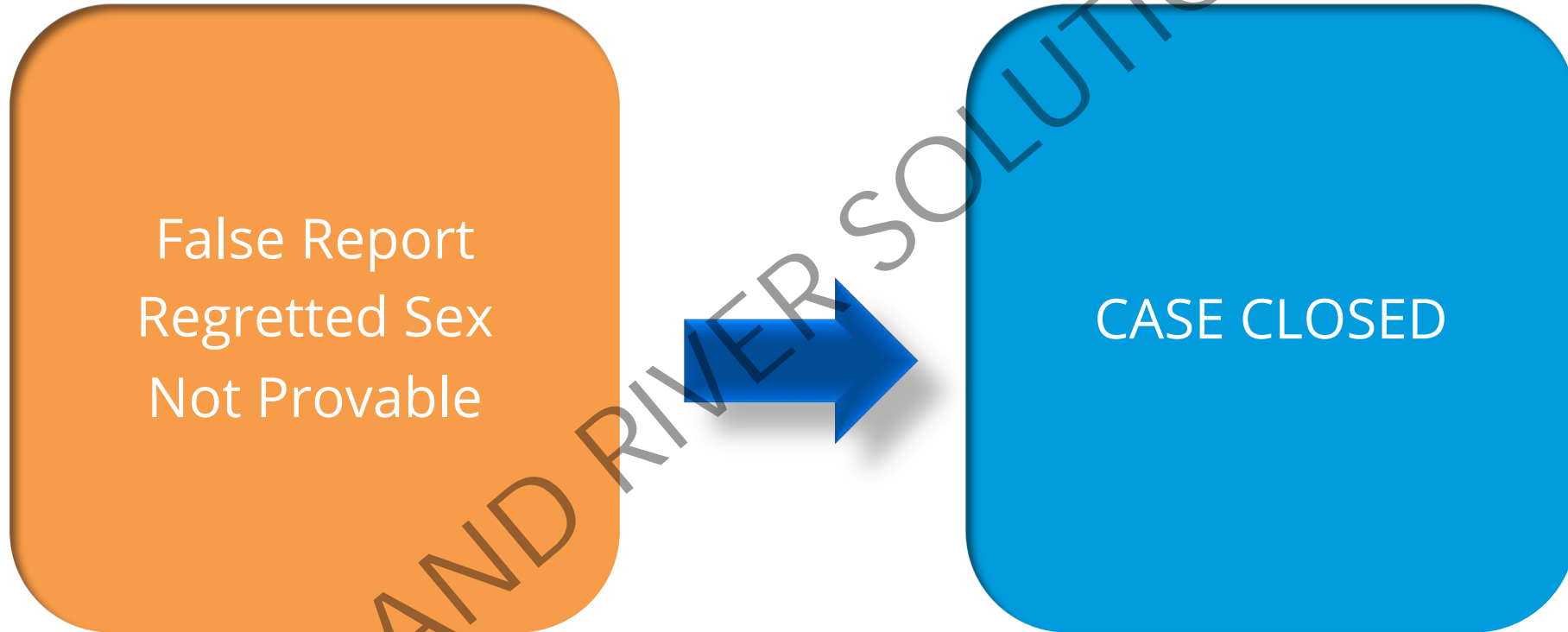
Inconsistencies  
Lack of Detail  
Non-Linear  
Fragmented  
New Information



Not Credible




# The Historical Conclusion...





When an investigator uses “trauma informed” tools, they are less likely to:



CONCLUDE, WITHOUT CONDUCTING A THOROUGH INVESTIGATION, THAT THE REPORTING INDIVIDUAL IS NOT CREDIBLE



PREMATURELY CONCLUDE THE INVESTIGATION



ASK QUESTIONS OR MAKE DECISIONS FOUNDED IN BIAS



CAUSE ADDITIONAL HARM



JEOPARDIZE FUTURE REPORTING






# Developing an Investigative Strategy

03

GRAND RIVER SOLUTIONS



# Understand the Scope of the Investigation



Review the formal complaint



Ask questions if unsure

# The Process

## Developing an Investigative Strategy



# Investigation Timeline

## Prior History

- Between the Parties
- Of the Parties

## Incident

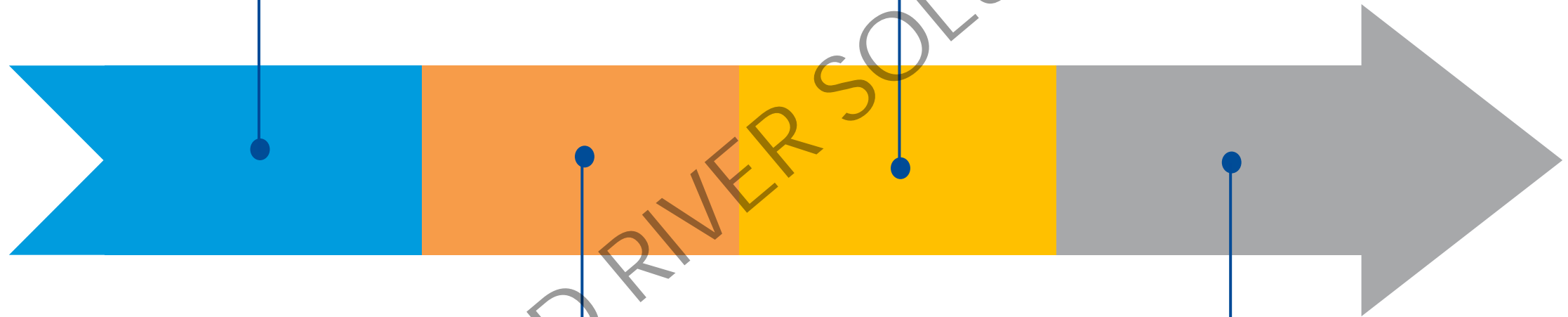
- Consent
- Type of Contact
- Injuries

## Pre-Incident

- Communications
- Interactions
- Conduct

## Post Incident

- Behaviors
- Communications





# The Importance of Organization

---

GRAND RIVER SOLUTIONS



# Investigative Interviews

04

GRAND RIVER SOLUTIONS



# Interview Objectives



## Connect

Build rapport  
Build trust  
Empower




## Listen

Allow interviewee to  
share their experience




## Clarify

Understand what you  
have heard  
Seek additional  
information



## Evidence Preservation

Text Messages  
Photographs  
Names and contact info  
for witnesses





# Prior to the Interview



Secure an appropriate meeting location



Allow for enough time to conclude the meeting



If interviewing a party, inform them of their right to have an advisor present.



Prepare for the meeting

Areas of focus?

Other evidence?

Go back review what you have



Provide Written Notice of the Meeting

Advise the parties/witnesses that you will be collecting evidence

# Set Expectations

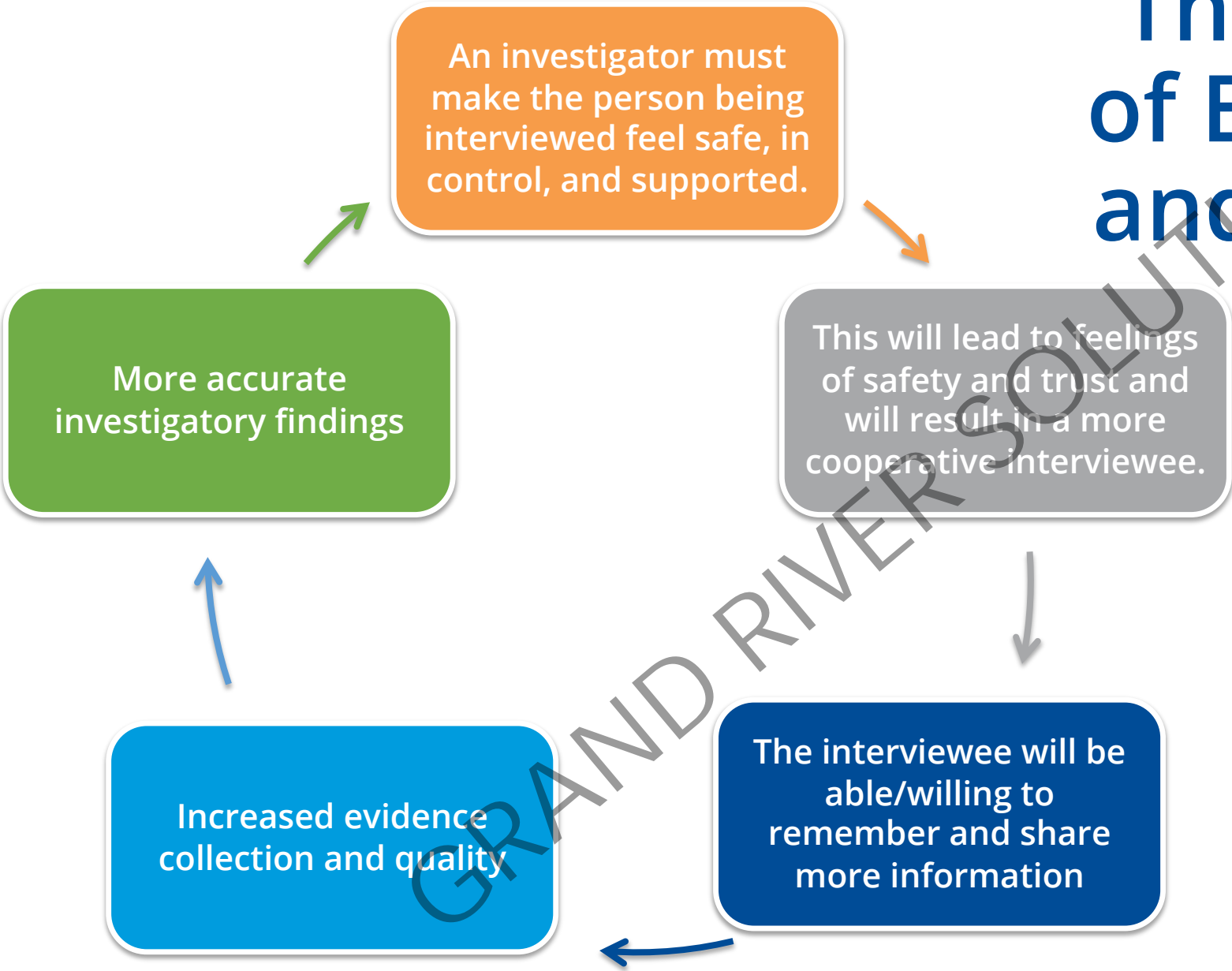
## What they should expect of you

- That you are neutral
- That you will listen, what they are saying is important to you
- That you will keep the information they share private
- What you will do with recording/notes
- That you may have to ask difficult questions
- Patience, respect, and appreciation
- This will not be their only opportunity to speak with you

## What you expect of them

- Honesty
- That they will seek clarity if needed (give them permission to do so)
- That they won't guess or fill in blanks

# The Importance of Empowerment and the Power of Empathy



# How do we...

---




Build Rapport  
and Trust?



Empower?



# Rapport and Trust



Exhibiting Expertise

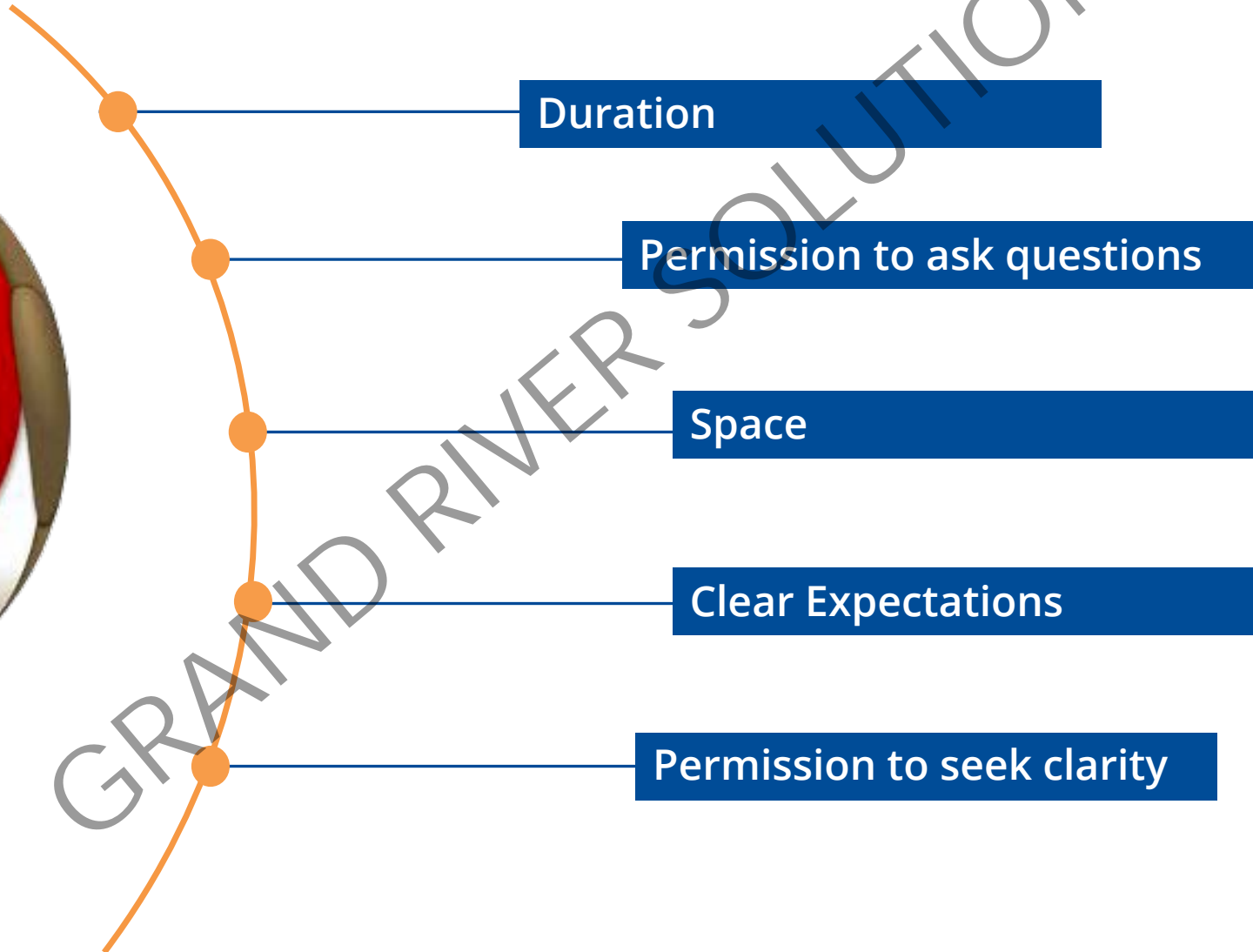

Clear Introduction

Exhibiting Empathy


Preparedness

Transparency

# Empowerment



# Investigative Interviews



# Start the interview by eliciting a narrative...

Where would you like to begin?

Start where you are comfortable and share what you are able to remember.

Allow the person to speak uninterrupted. This takes patience.

What are you able to tell me about your experience?





Next, ask questions that are intended to clarify and more deeply explore the information and details provided by the person in their narrative.

### Do Ask:

- Interview for clarification
- Help me understand
- Can you tell me more about...?
- Is there anything else you can share about...?

### Avoid:

- Interrogation
- Questions that blame
- Questions that imply doubt
- Leading questions

## Explore implicit memories by asking questions about the sensory experience and peripheral details.

---

- What are you able to tell me about:
  - What you saw?
  - What you heard?
  - What you smelled?
  - What you felt?
  - What you tasted?
- What are you able to tell me about any images, smells, or sounds that keep coming back to you?





# Capture the Entire Experience

- If you have to, ask about the physical and emotional reactions to the incident.
- Conclude with very open-ended questions:
  - What was the most difficult part of this experience for you?
  - Is there something that stands out/that you just can't stop thinking about?
  - Is there anything more that you would like me to know?

# The Before

At some point during the interview, it is also important to explore the prior history, if any, between the reporting individual and the accused.

# And The After

It is also important to explore the events following the incident. Oftentimes, the best evidence is produced after the incident.

- The parties' psychological reactions
- Changes in behavior
- Witnesses to the psychological reaction
  - "Has anyone expressed concern about you since the assault?"
- Communication/contact between the victim and perpetrator

# Throughout the Interview



Explain your questions, especially the difficult ones.

How much did you drink? What they hear: this is your fault because you were drinking.



Do not ask leading questions.



Watch your tone.



Do not rush.



LISTEN!!!!!!!!!!



Pay attention to and document information that might lead to additional evidence.



Document questions asked. Especially when a response is not provided.

# After the Interview: Actions



Memorialize the Interview in writing

Notes  
Summary  
Transcript



Provide Opportunity for the party or witness to review it



Provide opportunity for party or witness to provide a response



Incorporate the response

GRAND RIVER SOLUTIONS

# After the Interview: Review



Review your notes.



Is there something you missed or forgot to ask?



Do you need clarity on any of the information shared?



Has this interview revealed additional evidence that you want to explore or collect?



Has evidence of additional policy violations been shared?



# Follow Up Interviews

Seek clarification

Explore inconsistencies

Explore contradictory evidence

Explore difficult issues

Opportunity to respond

# Follow Up Interview Approach

1

Explain the purpose of the follow up

2

Set the stage for the topics you will be covering

3

Do not avoid asking the hard questions

# The “Hard” Questions

Details about the  
sexual contact

Seemingly  
inconsistent  
behaviors

Inconsistent  
evidence/information

What they were  
wearing

Alcohol or drug  
consumption

Probing into reports  
of lack of memory

# How to Ask the Hard Questions

Lay a foundation for the questions.

- Explain why you are asking it
- Share the evidence that you are asking about, or that you are seeking a response to

Be deliberate and mindful in your questions.

- Can you tell me what you were thinking when....
- Help me understand what you were feeling when...
- Are you able to tell me more about...

# Types of Evidence

## Direct Evidence

- Evidence that is based on personal knowledge or observation and that, if true, proves a fact without inference or presumption.

## Circumstantial Evidence

- Evidence based on inference and not on personal knowledge or observation.

## Corroborating Evidence

- Evidence that differs from but strengthens or confirms what other evidence shows

# Evidence

Testimony

Text Messages

Social Media  
Posts and  
messages

Emails

Surveillance

Videos

Photographs

Police Body  
Camera  
Footage

Swipe Records

Medical  
Records

Phone Records

Audio  
Recordings

# A Thorough Investigation

is more than evidence collection

GRAND RIVER SOLUTIONS

# Evaluating the Evidence

Is it relevant?

Evidence is relevant if it has a tendency to make a material fact more or less likely to be true.



Is it authentic?

Is the item what it purports to be?



Is it credible/reliable?

Is the evidence worthy of belief?



What weight, if any, should it be given?

Weight is determined by the finder of fact!



# A Thorough Investigation Permits the Decision Maker to Assess




Relevance



Credibility



Reliability



Authenticity



Weight

# Assessing Relevance

Why Does it Matter?

---

Unsure about the relevance about a particular item of evidence? Ask the person who has proffered it.

---

Character Evidence

---

Polygraph evidence

---

Opinion Evidence

---



# Opinion Evidence

---

When might it be relevant?

How do you establish a foundation for opinion evidence so that the reliability of the opinion can be assessed?

# Opinion Evidence: Try it!

You are investigating an allegation that Casey had sex with Taylor when Taylor was incapacitated. You interview several witnesses, one of whom made the following statement:

“I got to the party pretty late, and Taylor was already lit.”

“Taylor was wasted. Like totally messed up. There is no way they could have given permission for sex”



# Assessing Authenticity

Investigating the products of the Investigation



Never assume that an item of evidence is authentic.



Ask questions, request proof.






Investigate the authenticity if necessary.




GRAND RIVER SOLUTIONS




**iFake** **iFake Text Message**  
Create a Fake Text Message Conversation

**Text Message Conversation**

Name

Message...   

Message...   

Message...   


[+ Add Text Message](#)

**Battery**

**Connection**

**Settings**

**Spectrum**  
Get our best with no contracts ever



Sprint LTE 11:43 AM 75% 

[← Messages](#) [Details](#)



GRAND RIVER SOLUTIONS



# Is it authentic?

---



QUESTION THE  
PERSON WHO  
OFFERED THE  
EVIDENCE



REQUEST  
ORIGINALS



OBTAIN  
ORIGINALS FROM  
THE SOURCE



HAVE OTHERS  
REVIEW AND  
COMMENT ON  
AUTHENTICITY



ARE THERE OTHER  
RECORDS THAT  
WOULD  
CORROBORATE?

# Assessing Credibility and Reliability

No formula exists, but consider the following:

Opportunity to view

Ability to recall

Motive to fabricate

Plausibility

Consistency

Character, background, experience, and training

Coaching

Bias



# Barriers to Evidence Collection

Non-Participating Parties

Uncooperative Witnesses

Uncooperative Advisors

Identity of party or witness unknown

Refusal to share materials

Materials lost or no longer accessible

Difficult topics

GRAND RIVER SOLUTIONS



# The Investigative Report and Record

05

GRAND RIVER SOLUTIONS



At the conclusion of the investigation, we must create an investigative report that fairly summarizes relevant evidence.



# Relevancy Standard

## Relevant Evidence

- “Evidence is relevant if:
- (a) it has any tendency to make a fact more or less probable than it would be without the evidence; and
- (b) the fact is of consequence in determining the action.”

## Irrelevant Evidence

- Prior sexual history of complainant, with two exceptions
- Legally recognized and unwaived privilege.
- Records related to medical, psychiatric, psychological treatment

# Who Decides?


Department emphasizes repeatedly in Preamble that investigators have discretion to determine relevance

- Subject to parties' right to argue upon review of "directly related" evidence that certain information not included in investigative report is relevant and should be given more weight

Investigators will have to balance discretionary decisions not to summarize certain evidence in report against:

- Each party's right to argue their case, and
- Fact that decisions regarding responsibility will be made at hearing, not investigation stage

# Redactions



# Additional Requirements



Share the report with the parties and their advisors



In electronic format or hard copy



At least 10 days prior to the hearing

# The Purpose of the Report

**To allow for advance Review**

**To allow for advance Preparation**

- By the Decision Maker
- By the Parties

**Reduce likelihood of bias in final outcome**



# Other Recipients?

Friends of  
the parties

Parents

Law  
enforcement

Attorneys

Judges

Media

Social media

# Essential Elements

---

Intentionally organized to enhance comprehension

---

Factually accurate

---

Concise

---

Without editorial or opinion


---

Consistent format

# Report and Record



Summary of the Evidence



Compilation of the Evidence

GRAND RIVER SOLUTIONS

# The Record



Compilation of the evidence



organized intentionally and consistently



Divided into Appendices



Is attached to the report



Includes a procedural timeline

# Examples of Appendices

**Appendix A:**  
witness testimony  
only (e.g.,  
transcripts,  
statements  
summaries, etc.)

**Appendix B:**  
relevant  
documentary  
evidence (e.g., text  
messages, SANE  
reports,  
photographs, etc.)

**Appendix C:**  
the remaining  
evidence deemed  
irrelevant, but  
directly related to  
the allegations in the  
formal complaint

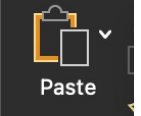
**Appendix D:**  
the procedural  
timeline



# Structure of the Report



- Overview of the Investigation
- Statement of Jurisdiction
- Identity of Investigators
- Objective of the Investigation and the Investigation Report
- Prohibited Conduct Alleged
- Witnesses
- Evidence Collected
- Summary of Evidence
- Conclusion



# Report Structure Overview

In this section, provide a very brief overview of the case. Include:

- the names of the parties,
- the applicable policy(ies)
- the prohibited conduct alleged,
- the date, time, and location of the conduct,
- a brief description of the alleged misconduct



# Report Structure

## Statement of Jurisdiction


---

1. Cite Jurisdictional Elements

---

2. State all grounds for Jurisdiction






# Report Structure

## Objective of the Investigation & Report

1. This language should mirror the language in your policy or procedures.
2. State the objective of the investigation
3. Briefly state that all procedural steps were followed
4. Describe the purpose of the report.



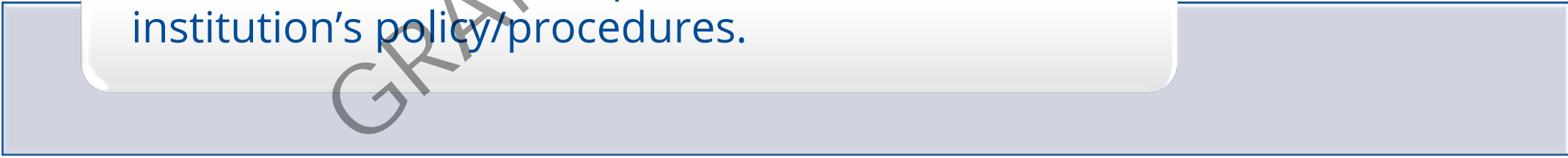
# Report Structure

## Prohibited Conduct Alleged

1. List the allegations of prohibited conduct in the formal complaint.



2. Include definitions of prohibited conduct from institution's policy/procedures.



# Report Structure

## List Witnesses

---

List those witnesses that were interviewed

---

List witnesses that were identified, but not interviewed

---

Simple List

---

Detailed List

# Example of a Detailed List

Witness Name	Witness identified by:	Information offered
John Doe	Reporting Party	Mr. Doe is the Reporting Party's best friend. He was with the Reporting Party the night of the reported incident.
Jane Doe	Investigators	Jane Doe is the Responding Party's roommate. It is believed that she saw the Reporting Party leave the Responding Party's residence immediately following the reported incident.

# Report Structure

## Evidence Collected & Summary

In this section, include a summary of all relevant evidence. This section can be organized in several ways. It is important that, however organized, the evidence is summarized clearly and accurately, and without opinion or bias. In this section, the writer should cite the evidence and information in the Appendices.

# Report Structure

## Conclusion

In this section, summarize next steps in the process, including any procedural pre-requisites for moving the matter forward to a hearing.

# Questions?

## Email Us:

[Jody@grandriversolutions.com](mailto:Jody@grandriversolutions.com)

[info@grandriversolutions.com](mailto:info@grandriversolutions.com)



[@GrandRiverSols](https://twitter.com/GrandRiverSols)



[Grand River Solutions](https://www.linkedin.com/company/grand-river-solutions)

Feedback Survey:



## Follow Us:



©Grand River Solutions, Inc., 2021. Copyrighted material. Express permission to post training materials for those who attended a training provided by Grand River Solutions is granted to comply with 34 C.F.R. § 106.45(b)(10)(i)(D). These training materials are intended for use by licensees only. Use of this material for any other reason without permission is prohibited.

